


OSA'S YEAR AT A GLANCE


Outreach Program offered weekly classes and workshops to **152 participants from 8 partner organizations**

Over the past 18 years, 5637 children, teens, and adults have benefitted

Volunteers dedicated **180 hours** to Children's Courses & **28 hours** to events/promo activities



30 summer camps for children & teens



3 co-op students



A record **10 international students** were enrolled in the **3-year Fine Arts Diploma**
25 returning students and 8 new students in the 3-year Fine Arts Diploma
21 students in the 1-year Portfolio Certificate

All Other
Tous les autres
45
households / ménages

Mega City of Gatineau
Mega ville du Gatineau

129

households / ménages

923 Membership households downtown

44 Membership households at Kanata satellite

476 Membership households in Orleans

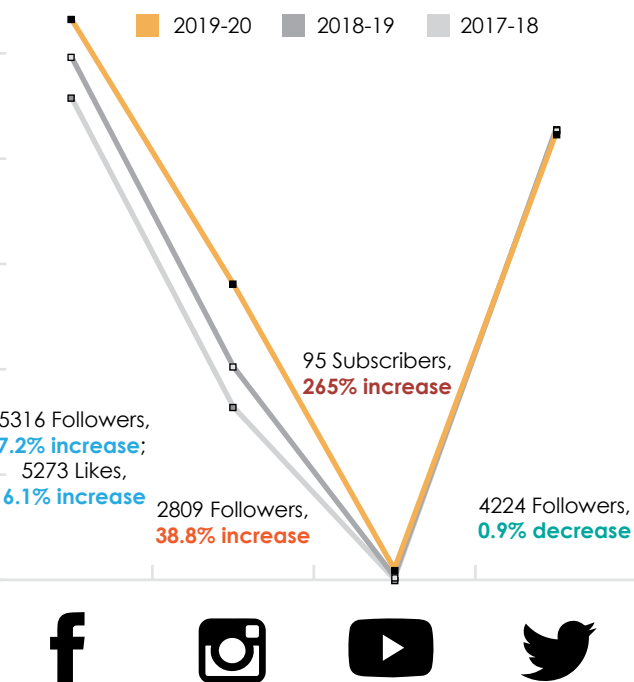
Mega City of Ottawa
Mega ville d'Ottawa

1269

households / ménages

Location of Members: All households taking memberships between September 1, 2019 and August 31, 2020 were included. Member's residence location was allocated to one of two 'mega-locations' and "all others".

Social Media



5 exhibitions at our Downtown Gallery

Just over **100 artists** exhibited work in the **Lee Matasi Gallery**, in solo and group shows
4 artists exhibited their work in **Lorraine "Fritzi" Yale gallery** at the GCTC
68 artists exhibited work within the OSA vitrines

A total of **10 artists** exhibited their work at **off-site exhibit spaces** (Minto Suites Hotel, Primecorp Realty, Preston Square / Waterford Property Group)



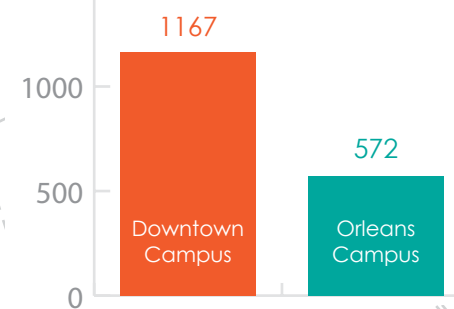
4 exhibitions at our Orleans Gallery

There have been **2 Certificate students' solo shows, 2 class group shows** as well as our Children and Teens exhibitions at the **Wall Gallery**

The OSA and participating artists benefited from over **\$15,900 in boutique sales**

Mailing List Stats

1739 Total Subscribers, 23.8% increase



Term Registrations	2019-2020	2018-2019	Average Enrolment (Previous 5 Years)
Fall Term	781	742	673
Winter Term	685*	728	646
Spring Term	0	608	492
Summer Term	63	228	206
Total Enrolment	1529	2306	2017

* = registration prior to the start of the pandemic