

THE OTTAWA SCHOOL OF ART - L'ÉCOLE D'ART D'OTTAWA



ORLEANS CAMPUS **FALL 2013** COURSES/
COURS **D'AUTOMNE 2013** CAMPUS D'ORLÉANS

245 boul Centrum Boulevard, Orléans, ON | 613.580.2765
artottawa.ca | facebook.com/artottawa.ca | twitter@artottawa

OSA
OTTAWA
SCHOOL
OF ART
ORLÉANS CAMPUS
EAD
ÉCOLE
D'ART
D'OTTAWA
CAMPUS D'ORLÉANS

CONTENTS

SOMMAIRE

03	ABOUT THE OSA / À PROPOS DE L'ÉAO
04	LEVELS OF INSTRUCTION / NIVEAUX D'INSTRUCTION
05	ARTS FUNDAMENTALS CERTIFICATE / CERTIFICAT D'ARTS FONDAMENTAUX
08	DRAWING / DESSIN
10	PAINTING / PEINTURE
16	PRINTMAKING / GRAVURE
18	SCULPTURE
19	MIXED MEDIA / TECHNIQUES MIXTES
21	PHOTOGRAPHY / PHOTOGRAPHIE
21	SHORT COURSES & WORKSHOPS / ATELIERS

CHILDREN / ENFANTS

TEENS / ADOS

31	COURSES FOR CHILDREN / COURS POUR ENFANTS
36	COURSES FOR TEENS / COURS POUR ADOS



/ARTOTTAWA.CA

HOURS OF OPERATION HEURES D'OPÉRATION

SCHOOL HOURS / HEURES D'OUVERTURE DE L'ÉCOLE

MONDAY TO FRIDAY
LUNDI À VENDREDI
9 H – 17 H 00

SATURDAY
SAMEDI
11 H - 13 H 00

SUNDAY
DIMANCHE
11 H - 13 H 00

CLASSROOM HOURS / HEURES D'ENSEIGNEMENT

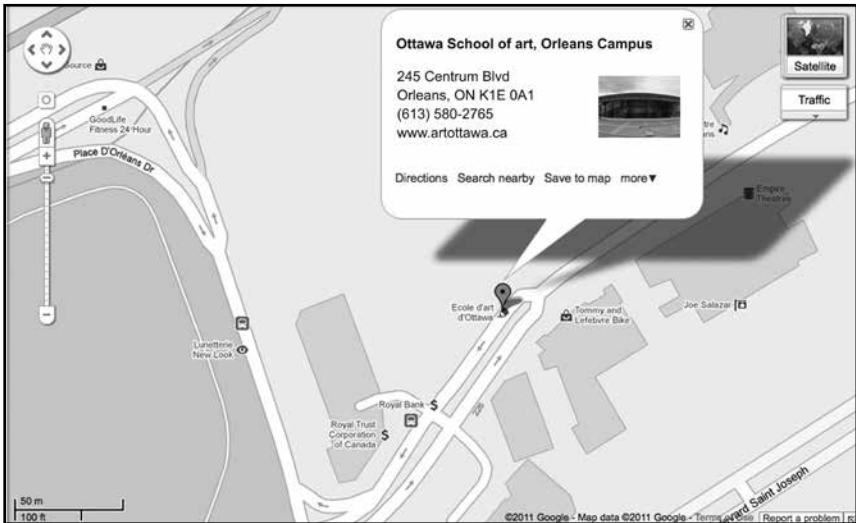
MONDAY TO THURSDAY
LUNDI À JEUDI
9 H – 21 H 30

FRIDAY TO SUNDAY
VENDREDI À DIMANCHE
9 H - 19 H 30

Course information is subject to change without notice.

Please check our website at www.artottawa.ca or call us directly at 613.580.2765 for current information.

Les renseignements sur les cours sont présentés sous réserve de modification sans préavis. Veuillez visiter le www.artottawa.ca ou téléphoner au 613.580.2765 afin d'avoir accès à la version la plus jour.



ABOUT THE OSA À PROPOS DE L'ÉAO

THE OSA IS THE LEADING CENTRE FOR VISUAL ARTS EDUCATION AND CREATIVE EXPRESSION IN THE OTTAWA REGION.

The Ottawa School of Art, Orleans campus, offers an Arts Fundamentals certificate as well as a full range of community level art courses including drawing, painting, photography, new media, sculpture, printmaking, and a wide variety of specialized short courses and workshops. Children's and Teens' classes range from multi-media to cartooning, to sculpture and construction, drawing and painting.

L'ÉAO EST LE CHEF DE FILE EN ENSEIGNEMENT DES ARTS VISUELS ET DE L'EXPRESSION DE LA CRÉATIVITÉ DANS LA RÉGION D'OTTAWA.

L'École d'art d'Ottawa, campus d'Orléans, offre un Certificat d'arts fondamentaux ainsi qu'un large éventail de cours d'art accessibles à tous, notamment des cours de dessin, peinture, photographie, nouveaux médias, sculpture et sérigraphie. L'ÉAO propose également une grande variété de cours de courte durée et d'ateliers spécialisés. Les possibilités de cours pour les enfants et les adolescents sont nombreuses : multimédia, et bande dessinée, sculpture et installation, dessin et peinture.

As a not-for-profit organization, the Ottawa School of Art charges an annual family membership fee of \$30 (plus tax). Membership benefits include: enrolling in classes at the school, taking part in members' exhibitions, selling art work through the school's boutique renting studio space and facilities.

À titre d'organisme à but non lucratif, l'École d'art d'Ottawa exige une cotisation annuelle de 30 \$ (taxes en sus). L'adhésion vous permet de suivre des cours à l'école, de participer aux expositions des membres, de vendre vos œuvres dans la boutique de l'école et de louer des studios et installations.

**OSA CHARITABLE REGISTRATION NUMBER I26510528 RR0001
NUMÉRO D'ORGANISME DE CHARITÉ DE L'ÉAO I26510528
RR0001**

**PLEASE VISIT OUR WEB SITE FOR OUR WITHDRAWAL,
REFUND, TRANSFER AND CANCELLATION POLICY.**

**VISITEZ NOTRE SITE INTERNET POUR PLUS DE DÉTAILS
SUR NOTRE POLITIQUE DE RETRAIT, REMBOURSEMENT,
TRANSFERT ET ANNULATION.**

LEVELS OF INSTRUCTION FOR THE GENERAL INTEREST PROGRAM NIVEAUX D'INSTRUCTION POUR LE PROGRAMME D'INTÉRÊT GÉNÉRAL

The Ottawa School of Art offers four levels of instruction to help students select courses relative to their skill and experience. Each level includes courses covering a variety of media. A minimum number of registrations are required to avoid cancellation of a course. Please register 5 days before the start date.

L'École d'art d'Ottawa offre quatre niveaux d'instruction qui permettent aux étudiants de choisir des cours en fonction de leurs aptitudes et de leur expérience. Plusieurs techniques et moyens d'expression sont explorés à chaque niveau. Un minimum d'inscriptions est requis sans quoi le cours sera annulé. Veuillez vous inscrire au moins cinq jours avant la date de début du cours.

INTRODUCTORY | COURS D'INTRODUCTION

Students who are at the introductory level have little to no knowledge of the basic techniques in a specific medium and have identified their directional focus. Courses designated as Introductory/Intermediate allow students to move to the slightly more difficult level when they are ready.

Les étudiants des cours d'introduction maîtrisent certaines compétences de base d'un moyen d'expression en particulier et ont choisi leur orientation. Les cours des niveaux introduction et intermédiaire permettent aux étudiants de progresser à leur rythme et de passer à un niveau supérieur au moment propice.

INTERMEDIATE | NIVEAU INTERMÉDIAIRE

Intermediate level students have begun to understand their medium and apply themselves to their chosen medium with some skill and directional focus.

Au niveau intermédiaire, les étudiants commencent à bien saisir leur technique et s'y consacrent avec un certain talent.

ADVANCED | NIVEAU SUPÉRIEUR

Advanced students work independently and receive one-to-one instructor support and ongoing critiques of their work. Students concentrate on individual style and content while developing a stronger directional focus and technical skills.

Les étudiants du niveau supérieur travaillent de façon indépendante et profitent d'un enseignement personnalisé. Leurs œuvres sont soumises à des critiques progressives. Ils travaillent à développer leur style et leur matière personnels, tout en poursuivant leur orientation et en maîtrisant des compétences techniques supérieures.

ARTS FUNDAMENTALS CERTIFICATE

CERTIFICAT D'ARTS FONDAMENTAUX

The Arts Fundamentals Certificate is a 10-course non-for-credit program that provides students with a unique opportunity to develop their skills in a variety of art forms, develop individual expression, and find their own artistic voice. This well-structured program provides students with access to the study of various studio areas including drawing, painting, sculpture, photography, printmaking and woodworking, and helps them grow as artists by expanding their experience and knowledge, and helping them move beyond their comfort zone. Studying with working professional artists in a studio setting, students will also have the chance to develop and expand their present body of work and build an impressive portfolio which is a requirement to apply to the Diploma Program offered by the Ottawa School of Art or to University or College.

Le Certificat d'arts fondamentaux est un programme de 10 cours sans crédit qui offre aux étudiants une opportunité unique de développer leurs compétences artistiques dans une variété de techniques, d'exprimer leur individualité et de trouver leur propre style artistique. La structure méthodique du programme permet aux étudiants d'acquérir de l'expérience en studio et d'étudier plusieurs domaines des arts visuels y compris le dessin, la peinture, la sculpture, la photographie, la gravure, et leur permet de s'épanouir artistiquement en développant leurs expériences et connaissances, et d'avancer au-delà de leur zone de confort. En étudiant avec des artistes professionnels en studio, les étudiants auront également l'opportunité de développer et accroître leur œuvre, et de bâtir un portfolio impressionnant en préparation pour l'inscription à l'université, au collège, à une école d'art ou au programme de diplôme de l'École d'art d'Ottawa.

ADMISSION REQUIREMENTS

INSCRIPTIONS ET ADMISSION

Admission Requirements

While there are no prerequisites for the Arts Fundamentals Certificate other than a desire to improve one's artistic abilities, prospective students must officially apply to the Arts Fundamentals Certificate by filling out the application form. Prospective students interested in applying must contact the Orleans' Administration Officer by calling the main number of the Orleans Campus: 613.580.2765. A \$50 application fee will be charged at registration (this fee includes the \$30 membership fee) and a \$30 fee will be charged at the beginning of each term (for individual critics).

Registration

Registration starts at the beginning of July each year and continues until the start of courses. Early registration guarantees a better choice of courses.


Conditions d'admission

Quoiqu'il n'y ait pas d'autre prérequis pour le Certificat d'arts fondamentaux que le désir d'améliorer ses compétences artistiques, les candidats doivent officiellement s'inscrire au Certificat d'arts fondamentaux en remplissant le formulaire d'inscription. Les étudiants intéressés à s'inscrire doivent contacter l'Agente d'administration en téléphonant au numéro principal du Campus d'Orléans : 613.580.2765. Les frais d'inscription sont de 50\$ (ces frais incluent les frais d'adhésion de 30\$). Des frais de 30\$ seront par la suite exigés au début de chaque trimestre (pour les critiques individuelles).

Inscription

Les inscriptions débutent au début du mois de juillet de chaque année et se poursuivent jusqu'au commencement des cours. S'inscrire tôt garantit un meilleur choix de cours.

PROGRAM POLICIES MODALITÉS DU PROGRAMME



Duration of Study

Students may take up to a maximum of three (3) years to complete the certificate. It is mandatory that courses are taken in their suggested order, and introduction courses must be successfully completed before moving on to intermediate and advanced courses.

Evaluation

At mid term and at the end of each term, students will meet with their instructors to discuss their progress and work. A minimum of 3 hours per class and per week of homework is also required. Students will be evaluated on a pass/fail basis.

Durée des études

Les étudiants peuvent prendre un maximum de trois (3) ans pour compléter le certificat. Il est obligatoire de suivre les cours dans l'ordre suggéré, et les cours d'introduction doivent être complétés avec succès avant de s'inscrire aux cours de niveaux intermédiaire et avancé.

Évaluation

À mi-parcours et à la fin de chaque trimestre, les étudiants auront une rencontre avec leur professeur pour discuter de leur travail et progrès. Un minimum de 3 heures de devoirs par cours, par semaine est également requis. Les étudiants seront évalués sur une base de réussite ou échec.

SCHOOL CURRICULUM

CURRICULUM SCOLAIRE

Mandatory Courses / Cours obligatoires

Drawing / Dessin (Intro & Inter)
Life Drawing / Dessin d'après modèle
Painting / Peinture (Intro & Inter)
Sculpture

Elective Courses / Cours au choix

Drawing / Dessin
Painting / Peinture
Digital Photography / Photographie numérique
Portrait
Watercolour / Aquarelle
Wood Carving / Gravure sur bois



DRAWING DESSIN



FI3S001A | DRAWING IN YOUR ART | DU DESSIN DANS VOS OEUVRES | INTRO (B)

Unlocking the magic of drawing, the course will focus on sound drawing techniques using a variety of dry media, applied individually and in combination. Trusted drawing methods will be explained, demonstrated and applied. There will be a focus on individual progression and group encouragement, with individual coaching being provided based on students' needs and goals. Each session focuses on a different reference subject for inspiration. Absolute beginners are welcome as are those taking a refresher in drawing basics. (The sessions will include one live model).

Découvrez la magie du dessin en explorant différentes techniques et en utilisant une variété de médias secs, appliqués individuellement ou en combinaison. Des méthodes éprouvées en dessin seront expliquées, démontrées et mises en pratique. Une attention particulière sera portée au cheminement de chaque étudiant en fonction des besoins et objectifs de chacun. Différents sujets de référence seront proposés chaque semaine en guise de source d'inspiration. Les débutants tout comme ceux qui désirent rafraîchir leurs connaissances en dessin sont les bienvenus. (Un modèle vivant inclus.)

Instructor's website / Site web du professeur: www.davidkearn.com

INSTR / PROF: DAVID KEARN
FEE / COÛT: \$155
WEDNESDAY / MERCREDI: 9 H 30 – 12 H 30
SEP 18 SEP – OCT 16 OCT
5 SESS / COURS | 15 HOURS / HEURES



F13S001B | DRAWING: BLACK & WHITE AND EVERYTHING IN BETWEEN I | INTRO/INTER

This course presents the basics of drawing in pencil, graphite, charcoal and other drawing media. The objective is to learn how to use each media and complete two or more drawings to a polished level by reconciling intent with final product. This is a beginner/intermediate's course although the material can/will be adjusted for students who might be more advanced. Participants are encouraged to bring a few original images for visual reference. (Two live models included).


INSTRUCTOR: MARY ANN VARLEY

FEE: \$290

THURSDAY: 18 H 30 – 21 H 30

SEP 19 – DEC 5

12 SESSIONS | 36 HOURS



F13S001C | DRAWING BASICS: THE FIGURE | LES BASES DU DESSIN: LE CORPS HUMAIN | INTRO/INTER (B)

This course will focus on the fundamentals of drawing the figure from observation. The instructor will lead participants through a series of exercises and assignments using a variety of media, exploring gesture, mark-making, line work, composition, negative and positive space, balance, light and shadow. Information will be shared on the history of the figure in art and the importance of seeing in order to convey. (4 live models included)

Ce cours mettra l'accent sur les principes fondamentaux du dessin d'observation par l'étude du corps humain. La professeure guidera les participants à travers une série d'exercices et de projets en utilisant une variété de techniques, en explorant le mouvement, le travail des lignes, de la composition, des espaces négatif et positif, de l'équilibre et des ombres et lumière. Des informations portant sur l'étude du corps humain dans l'histoire de l'art et sur l'importance du sens de l'observation en dessin seront transmises et discutées. (4 modèles vivants inclus)

INSTR / PROF: PATRICE STANLEY

FEE / COÛT: \$310

TUESDAY / MARDI: 13 H – 16 H

SEP 17 SEP – DEC 3 DÉC

12 SESS / SÉANCES |

36 HOURS / HEURES



F13S001D | DRAWING AND PAINTING I | INTRO/INTER

This course is designed to inspire the artist within. You will learn how to draw and paint objects through the eyes of an artist. From floral paintings to self-portraits, you will learn to understand how to see objects and transform them to your canvas. You will complete this course with an ability to draw or paint anything you please. All skill levels are welcome!

INSTRUCTOR: LINDY NADARAJAH

FEE: \$245

MONDAY: 18 H 30 – 21 H 30

SEP 16 – DEC 9

11 SESSIONS | 33 HOURS

Also see Short Courses & Workshops section


Voir section Cours de brève durée et ateliers

PAINTING

PEINTURE

F13S010A | OIL OR ACRYLIC PAINTING I | INTRO

This is a course for the artist with little or no experience. Covering all the whys and whats of painting, we will delve into equipment, colour, composition, perspective, brush strokes, palette knife, etc. It is designed as a three part course – fall, winter, spring, taking the knowledge learned in the fall through to the next steps, and moving outside (weather permitting) in the spring. The courses can be taken one after the other, as a series, or separately. How do I interpret a photograph loosely and painterly? How do I develop a style? The atmosphere will be fun and relaxing, yet rewarding. The world of painting is addictive and fun – come find out all about it!



INSTRUCTOR:

PATRICIA SAVOIE

FEE: \$245

MONDAY: 13 H – 16 H

SEP 16 – DEC 9

11 SESSIONS | 33 HOURS



**F13S010B | DISCOVER THE PLEASURE OF PAINTING |
DÉCOUVRIR LE PLAISIR DE PEINDRE | INTRO (B)**

Discover the fun of painting! This course will increase your confidence and help you find the artist inside. Learn oil or acrylic techniques and tips; broaden your artistic knowledge and abilities. One group project will be done with a special subject. Each week will bring you some teaching, new experiences and personal training.

Ce cours vous invite à explorer une variété d'approches avec le médium huile ou acrylique et à approfondir vos connaissances et habilités à peindre. Venez découvrir le plaisir de peindre, développer votre confiance et enthousiasme, et ainsi découvrir l'artiste en vous. Un travail de groupe sera réalisé pour expérimenter d'autres avenues. Chaque semaine vous apportera un peu d'enseignement, de nouvelles expériences et la progression d'un travail personnel dont vous serez fier.

INSTR / PROF: ALINE JOANIS

FEE / COÛT: \$260

WEDNESDAY / MERCREDI: 13 H – 16 H

SEP 18 – DEC 4

12 SESS / COURS | 36 HOURS / HEURES

**F13S010C | FUN IN ACRYLICS: TRANSFERS & SELF-EXPRESSION
I | INTRO**

This fun and creative course will help you learn how to transfer images, whether they be photographs, photocopies or printed materials, onto a canvas or other support, using acrylic mediums along with other tools and materials. This hands-on course is suitable for all ages from early teens to adult learners-even parent and teen. The subject matter for the works will be developed on an individual basis for maximum self-expression.

INSTRUCTOR: MARY ANN VARLEY

FEE: \$260

WEDNESDAY: 18 H 30 – 21 H 30

SEP 18 – DEC 4

12 SESSIONS | 36 HOURS

**F13S010D | PAINTING TECHNIQUES OF THE MASTERS I | IN-
TRO/INTER**

A fun class to learn tips and tricks of the Master painters. We will explore a Van Gogh to the Group of Seven. You will learn about the artist struggles and how to paint in a variety of styles, which will help improve your own painting style. Prerequisite: an introduction to painting class.

INSTRUCTOR: LINDY NADARAJAH

FEE: \$260

THURSDAY: 13 H – 16 H

SEP 19 – DEC 5

12 SESSIONS | 36 HOURS



F13S010E | PAINT APPLICATION 101: PART I | ALL LEVELS

Ever wanted to learn how to apply paint beautifully, use colour thoughtfully, and layer paint appropriately? Using both classical and contemporary references, such as landscape, still-life, and abstraction, this course aims at teaching the basics of painting and composing. Can be taken alone, or continued from the previous section. All skill levels welcome. (Acrylic or oil painting)

INSTRUCTOR: LINDSAY WATSON

FEE: \$260

THURSDAY: 9 H – 12 H

SEP 19 – DEC 5

12 SESSIONS | 36 HOURS

F13S010F | INTERMEDIATE CREATIVE PAINTING: OIL OR ACRYLIC | INTER

This is a fun and stimulating class for students who wish to learn to tap into their natural creativity. Each class will include a demonstration and one-on-one coaching that will help students improve their painting techniques and further develop their own styles. If weather permits in fall we will venture outdoors to experience the wonderful world of plein air painting at a convenient local location. Over the past few years this activity has become a very popular activity with students. Classes will be held at Shenkman Arts Centre at all other times. We will learn composition, values, colour, brushwork, and working from photographs in a creative way. This is a fun and relaxed class, learning at your own pace.

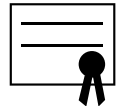
INSTRUCTOR: JOHN ALEXANDER DAY

FEE: \$245

WEDNESDAY: 9 H 30 – 12 H 30

SEP 25 – DEC 4

11 SESSIONS | 33 HOURS



F13S010G | OIL OR ACRYLIC PAINTING | INTER

A course designed for the artist with some painting experience. Working from photographs we will cover colour, composition, values, different palettes, different sizes of canvasses. The first class will be a demonstration from my source material. Upon request, other demonstrations will be provided to cover troubling topics, but the artist is expected to work mainly from their own source material. No calendars, copies of other art work, please. Encouragement to develop as an artist, finding your own voice in a relaxed, friendly environment is also the objective.

INSTRUCTOR: PATRICIA SAVOIE

FEE: \$260

WEDNESDAY: 18 H 30 – 21 H 30

SEP 18 – DEC 4

12 SESSIONS | 36 HOURS

F13S010H | ADVANCED CREATIVE PAINTING: OIL OR ACRYLIC | INTER/ADV

The course is similar to the “Intermediate Class” described above. This class is for those students who feel they have attained some level of painting experience, but feel “stuck in a rut” with their painting and want to move on to the next level. This course will cover everything that the Intermediate Class covers, including painting plein air, and much more! The instructor will give regular demonstrations to show the “nuts and bolts” of painting and techniques. Students are encouraged to ask questions. One on one coaching is given, encouraging the student to go beyond their “comfort zone”. Learning how to make a painting “work” is done in a fun, friendly atmosphere with encouragement given from the instructor and fellow students.

INSTRUCTOR: JOHN ALEXANDER DAY

FEE: \$245

WEDNESDAY: 13 H – 16 H

SEP 25 – DEC 4

11 SESSIONS | 33 HOURS

F13S010J | DISCOVER THE PLEASURE OF PAINTING | DÉCOUVRIR LE PLAISIR DE PEINDRE | INTER/ADV (B)

Join in the exploration of a variety of approaches using oil or acrylic. Come and discover the pleasure of painting using different techniques, colour harmony, brushwork, glazing, washes, aerial perspective, textures, scumbling and more. One group project will be done with a special subject. The goal is to develop your enthusiasm and knowledge, as well as to learn to think outside the box. Each week will bring you some teaching, new experiences and personal training.

Venez approfondir et diversifier vos connaissances et techniques en peinture à l'huile ou acrylique. Raffinez également votre compréhension de l'harmonie des couleurs, du maniement des pinceaux, des glacis, lavis, des concepts liés à la perspective, aux textures et bien plus! Un travail de groupe sera réalisé pour expérimenter d'autres avenues. Ce cours vise à alimenter votre passion pour la peinture tout en améliorant vos habiletés et en ouvrant vos horizons. Chaque semaine vous apportera un peu d'enseignement, de nouvelles expériences et la progression d'un travail personnel dont vous serez fier.

INSTR / PROF: ALINE JOANIS

FEE / COÛT: \$260

WEDNESDAY / MERCREDI: 18 H 30 – 21 H 30

SEP 18 – DEC 4

12 SESS / COURS | 36 HOURS / HEURES



FI3S010K | OIL OR ACRYLIC PAINTING | INTER/ADV

A course designed for artists with painting experience that are wishing to 'move on up' with their art. We will be trying different compositions, different palettes, and different sizes of canvasses. We will mainly be working from photos, but in a painterly manner. One objective for this course is to take either a photo, and do a small 'little gem' in a short time, or take a plein air painting and try larger canvasses – a fear a lot of artists have. Moving on up so to speak. We will touch on topics that always give artists trouble – colour and value, composition, perspective, loosening up. Come join this friendly, relaxed class. Class demonstrations based on your input; time to work on your own subjects, a chance to challenge yourself!


INSTRUCTOR: PATRICIA SAVOIE

FEE: \$260

WEDNESDAY: 9 H 30 – 12 H 30

SEP 18 – DEC 4

12 SESSIONS | 36 HOURS



FI3S015A | ENCAUSTICS I | INTRO

This course will explore the lustrous and visceral medium of encaustics. Students will begin by becoming acquainted with mixing pigment and wax and adjusting transparency and opacity. Class projects will involve the layering of colours, working with brush strokes, creating texture and relief with pottery tools and collage. Participants will have the opportunity to incorporate drawing, fabric, sewing and found elements into compositions. The course will conclude with an independent project in which students can make use of their favourite techniques.

INSTRUCTOR: JENNY MCMASTER

TUESDAY: 9 H – 12 H

FEE: \$275

SEP 17 – DEC 3

12 SESSIONS | 36 HOURS





F13S015B | CONTEMPORARY PAINTING I | ALL LEVELS

Learn contemporary art practices such as abstraction, mixing media, and working with text in this three part course. Painting fundamentals, including paint application techniques and composition will be addressed, and personal creativity and exploration will be encouraged. Can be taken alone, or continued from the previous section. All skill levels welcome. (Acrylic or oil painting)

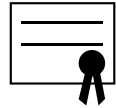
INSTRUCTOR: LINDSAY WATSON

FEE: \$260

TUESDAY: 9 H – 12 H

SEP 17 – DEC 3

12 SESSIONS | 36 HOURS



F13S015C | ABSTRACT PAINTING I | ALL LEVELS

Learn paint application techniques and composition while exploring personal expression through the visceral world of abstract art. Students will be shown how colour and texture can mirror emotion, as well as gaining an understanding of modern and contemporary abstract art. All skill levels welcome. (Acrylic or oil painting)

INSTRUCTOR: LINDSAY WATSON

FEE: \$230

THURSDAY: 19 H – 21 H 30

SEP 19 – DEC 5

12 SESSIONS | 30 HOURS



F13S018 | JOY OF WATERCOLOUR PAINTING I | ALL LEVELS

Let's explore the joy of creating vibrant, rich watercolour paintings. You will learn various aspects of watercolour: colour mixing, brush techniques, washes & glazes, textures, colour theory and composition skills. The course covers a wide range of subject matter, including seasonal landscapes, floral, still life, painting from a live model and one 'en-plein-air' painting session. Each session offers demonstrations and individual coaching. Please note, this course is open to new students as well as returners. (One live model)

Instructor's website: www.dhanashri.com

INSTRUCTOR: DHANASHRI BAPAT

FEE: \$265

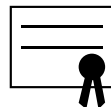
TUESDAY: 13 H – 16 H

SEP 17 – DEC 3

12 SESSIONS | 36 HOURS

*Also see Short Courses & Workshops section
Voir section Cours de brève durée et ateliers*

PRINTMAKING GRAVURE



F13S040A | THE ART OF SCREEN PRINTING I | L'ART DE LA SÉRIGRAPHIE I | INTRO (B)

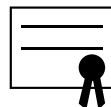
This exciting course will give an insight into the skills of silkscreen printing onto a variety of fabrics and papers. You will learn how to translate your ideas into amazing prints. The course is designed for those who enjoy experimentation and new methods of using color, texture and a variety of print techniques and processes.

The list of materials and tools will be sent prior to the first session. Some silk screen products will be provided by the School.

Ce cours passionnant offrira un survol des techniques de sérigraphie pour la création d'œuvres sur tissus et papiers. Vous apprendrez à traduire vos idées sous forme d'impressions. Le cours est conçu pour ceux qui aiment l'expérimentation et qui désirent découvrir de nouvelles méthodes d'utilisation de la couleur et de la texture et en apprendre plus sur les procédés d'impression.

Une liste de matériaux et d'outils vous sera envoyée avant la première séance. Certains produits pour la sérigraphie seront fournis par l'École.

**INSTR. / PROF.: VERONICA KEITH
TUESDAY / MARDI: 18 H 30 – 21 H 30
FEE / COÛT: \$295
SEP 17 SEP – DEC 3 DÉC
12 SESSIONS / SÉANCES | 36 HOURS / HEURES**



F13S040B | SKETCH TO PRINT I | DU CROQUIS À L'ESTAMPE I | ALL LEVELS | TOUS LES NIVEAUX (B)

This class will delve into the fun and importance of sketching and its styles and uses in developing of eye hand coordination. From sketching we will look at drawing line and composition. We will touch on figurative, landscape and still life. With this knowledge we will then explore the world of printing using Lino/wood cuts techniques. This form of printing is a great way to transform sketches and drawings into lovely finished prints. This class is designed to help you develop confidence in your art and to have fun. One model included and some drawing outdoors. (One model included.)

SEE NEXT PAGE / VOIR PAGE SUIVANTE

Ce cours vous démontrera l'importance du croquis dans l'amélioration de la coordination oeil-main. Nous passerons ensuite du croquis à l'exploration des lignes et de la composition en dessin. Nous nous initierons au dessin figuratif, au dessin de paysage et à la nature morte. Ces acquis nous aideront enfin à nous familiariser avec l'univers de l'estampe en découvrant des techniques de gravure sur bois et linoléum. Ces techniques permettent de transformer les esquisses et dessins en de magnifiques estampes. Ce cours aidera à développer votre confiance en arts tout en ayant du plaisir. Inclut une séance avec modèle vivant et du dessin effectué à l'extérieur du studio. (Un modèle inclus.)

INSTR / PROF: NADINE ARGO

FEE / COÛT: \$280

WEDNESDAY / MERCREDI: 18 H 30 – 21 H 30

SEP 18 SEP – DEC 4 DÉC

12 SESS / COURS | 36 HOURS / HEURES



FI3S040C | BOOK ARTS I | INTRO

Do you have an appreciation for books? Are you curious about how books are made? Join us to learn how to make five different contemporary books. Using centuries old techniques you will create six traditional books. You will learn about papers and their appropriate use, and how to make a decorative book box and book sleeve with box making techniques.

Instructor's blog: www.bookartiste.blogspot.com

Bookbinding video: youtu.be/k8w13ewrOqg

INSTRUCTOR: MARY KRITZ

WEDNESDAY: 13 H – 16 H

FEE: \$275

SEP 18 – DEC 4

12 SESSIONS | 36 HOURS



*Also see Short Courses & Workshops section
Voir section Cours de brève durée et ateliers*

SCULPTURE




FI3S060A | SCULPTURE: CLAY MODELLING I | SCULPTURE : MODELAGE I | ALL LEVELS | TOUS LES NIVEAUX (B)

This course is an initiation into the techniques and methods of clay modelling. Students will learn to do portraits (head) in clay as well as full-body sculptures. The emphasis will be placed on developing good habits of observation and analysis of form while working with human models, initially through the portrait. No previous sculpture experience necessary. Nine (9) live models invited (included in price).

Ce cours a été conçu en fonction de l'étudiant(e) qui veut s'initier au modelage. L'accent est mis sur le développement des habiletés nécessaires pour manipuler les matériaux (l'argile), sur les techniques d'observation et sur l'analyse de la forme à partir d'un modèle vivant, à travers le portrait et le corps entier. Une expérience antérieure en sculpture n'est pas requise. Neuf (9) modèles invités (inclus dans le prix).



**INSTR / PROF: ROSEMARY BREAU-LANDRY
FEE / COÛT: \$330
MONDAY / LUNDI: 18 H 30 – 21 H 30
SEP 23 SEP – DEC 9 DEC
10 SESS / COURS | 30 HOURS / HEURES**



FI3S060B | SCULPTURE I: INTRO TO SCULPTURE TECHNIQUES | SCULPTURE I: INTRO AUX TECH- NIQUES EN SCULPTURE | ALL LEVELS | TOUS LES NIVEAUX (B)

Unlock the mysteries of working in 3 dimensions. Learn the basics of shape and composition, line and form, as it relates to sculpture. Working with traditional materials such as clay, wax, plaster, etc., we will learn about different sculpting techniques in modelling, armatures, and assembly work. This will be a fun and dynamic course that will provide a forum for the discussion and exploration of sculpture, and the possibilities made available by such an extensive field.

Démystifiez enfin le travail en trois dimensions. Apprenez les rudiments des volumes et de la composition, des lignes et des formes, en relation avec la sculpture. Par le travail avec des matériaux traditionnels tels que l'argile, la cire, le plâtre, etc., nous allons en apprendre davantage sur les différentes techniques de sculpture; modelage, utilisation d'armatures et assemblage. Il s'agira d'un cours ludique et dynamique qui encouragera la discussion et l'exploration en sculpture, et présentera quelques-unes des possibilités mises à notre disposition par un domaine des plus vastes.

**INSTR / PROF: NADINE ARGO
FEE / COÛT: \$275
WEDNESDAY / MERCREDI: 13 H – 16 H
SEP 18 SEP – DEC 4 DÉC
12 SESS / COURS | 36 HOURS / HEURES**



F13S060C | WOOD SCULPTURE I | INTRO/INTER

Learn how to work with wood as a sculpting/carving medium. An introduction will be given on the characteristics of wood and the care and use of carving and sculpting tools. The main types of carving will be discussed. Demonstrations will be given to introduce the students to the different carving techniques. Students will start with a small carving project and advance to progressively more challenging projects. Those students with some experience in wood sculpting/carving are free to bring their own tools and materials to the classes and work on their own projects. All students are encouraged to think of projects they might wish to work on during the course.

The list of materials and tools will be sent prior to the first session. Some chisels/gouges will be provided by the School.

(No classes Thanksgiving weekend, October 12-14.)

INSTRUCTOR: JIM LAWRENCE

FEF: \$290

SATURDAY: 10 H – 13 H

SEP 14 – DEC 7

12 SESSIONS | 36 HOURS



MIXED MEDIA TECHNIQUES MIXTES

F13S030A | F13S030B | INTRO TO ART MAKING I | INITIATION À L'ART I | INTRO (B)

This course is designed for those who want to engage in creative work but may not know where to start. Learn about and try out four art-making materials (mediums) by spending two weeks each with drawing, pastels, acrylics and clay. It is a supportive environment for beginners as well as for those who enjoy the variety that these sessions will offer. This term, portraiture and landscape work will be the focus of the course.

Ce cours est conçu pour ceux qui désirent s'initier aux arts, mais qui ne savent pas par où commencer. Faites l'essai de quatre techniques artistiques, soit le dessin, le pastel, la peinture à l'acrylique et l'argile. Il s'agit d'un environnement idéal pour les débutants et pour ceux qui souhaitent profiter de la diversité d'expériences que ces séances offriront. Ce trimestre, l'étude du portrait et du paysage sera le thème central du cours.

SEE NEXT PAGE / VOIR PAGE SUIVANTE

INSTR / PROF: SUZANNE VALOIS

F13S030A

TUESDAY / MARDI: 18 H 30 – 21 H 30

FEE / COÛT: \$275

SEP 17 SEP – DEC 3 DÉC

12 SESS / COURS | 36 HOURS / HEURES

F13S030B

WEDNESDAY / MERCREDI: 9 H 30 – 12 H 30

FEE / COÛT: \$275

SEP 18 SEP – DEC 4 DÉC

12 SESS / COURS | 36 HOURS / HEURES

F13S070A | F13S070B | ART FOR HEALTH I | ART ET SANTÉ I (B)

Traditional and alternative medicine is increasingly recognizing the health benefits of engaging in creative activity. This course is designed for those who are seeking a gentle approach to artmaking in a relaxed environment. Mandala making, intuitive painting, Zen drawing and more will be explored. These are contemplative and meditative exercises with an emphasis on the calming aspect of art making rather than the technical. Come to relax and to de stress. (Also offered as a weekend workshop.)

Les médecines traditionnelle et alternative reconnaissent de plus en plus les bienfaits qu'ont les activités créatives sur la santé. Ce cours s'adresse à ceux qui recherchent à s'initier aux arts dans un environnement agréable et détendu. La création de mandala, la peinture intuitive, le dessin zen seront notamment explorés. Il s'agit d'exercices de méditation orientés sur la fonction relaxante de la création artistique plutôt que des exercices techniques. Venez vous détendre et vous débarrasser de votre stress. (Aussi offert sous la forme d'un atelier de fin de semaine.)

INSTR / PROF: SUZANNE VALOIS

F13S070A

WEDNESDAY / MERCREDI: 13 H 30 – 16 H 30

FEE / COÛT: \$275

SEP 18 SEP – DEC 4 DÉC

12 SESS / COURS | 36 HOURS / HEURES

F13S070B

RETURNING STUDENTS WELCOME /

BIENVENUE AUX ÉTUDIANTS DU TRIMESTRE DU PRINTEMPS

FRIDAY / VENDREDI: 9 H 30 – 12 H 30

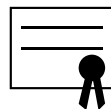
FEE / COÛT: \$275

SEP 20 SEP – DEC 6 DÉC

12 SESS / COURS | 36 HOURS / HEURES

*Also see Short Courses & Workshops section
Voir section Cours de brève durée et ateliers*

PHOTOGRAPHY PHOTOGRAPHIE



F13S090 | THE ART OF PHOTOGRAPHY I | L'ART DE LA PHOTOGRAPHIE I | INTRO/INTER (B)

In this course, you will learn how to operate your digital camera more effectively so that you can create better photographs. Explore the fundamentals of photography while learning composition, lighting and techniques for various genres including portraits, still life and outdoor photography. Managing and editing your files will also be discussed. Instruction can benefit traditional point and shoot cameras but is best suited to DSLR cameras. (Includes one live model).

Bring your own digital camera and lenses.

Ce cours vous permettra d'apprendre à mieux utiliser votre appareil photo numérique de façon à pouvoir créer de meilleures photographies. Apprenez les rudiments de la photographie en explorant des notions telles que la composition, l'éclairage et des techniques propres à différents genres, comme le portrait, la nature morte et la photographie en plein air. L'organisation et l'édition de vos fichiers seront également discutées. Les notions abordées pourraient être d'intérêt pour ceux qui possèdent un appareil traditionnel ou compact, mais seront mieux adaptées aux appareils photo reflex numériques. (Un modèle vivant inclus).

Apportez votre propre appareil photo numérique et lentilles.

INSTR / PROF: VANESSA DEWSON
FEE / COÛT: \$265
MONDAY / LUNDI: 18 H 30 – 21 H 30
SEP 16 SEP – DEC 9 DÉC
11 SESS / SÉANCES | 33 HOURS / HOURS

SHORT COURSES & WORKSHOPS COURS DE BRÈVE DURÉE ET ATELIERS

OPEN WORKSHOPS | ATELIERS LIBRES

F13SOW1 | LIFE DRAWING OPEN WORKSHOP | MODÈLE VIVANT: ATELIER LIBRE | INDEPENDENT (B)

This class is an excellent opportunity to practice life drawing! Every other week a male or female model will be invited to this open workshop. Models will be following a preset number of short and long poses. (Drop-in sessions also available. \$30/session or \$120 for 6 sessions.)

SEE NEXT PAGE / VOIR PAGE SUIVANTE

Ce cours est une occasion en or pour pratiquer le dessin d'après modèle vivant! Toutes les deux semaines, un modèle masculin ou féminin sera invité. Les modèles prendront une succession de poses courtes et longues. (Vous pouvez également vous inscrire à une ou plusieurs séances. 30\$/séance ou 120\$ pour 6 séances.)

NO INSTRUCTOR / SANS PROFESSEUR

FEE / COÛT: \$120

**TUESDAY / MARDI: 18 H 30 – 21 H 30 (EVERY OTHER WEEK /
TOUTES LES 2 SEMAINES)**

SEP 17 SEP – NOV 26 NOV

6 SESSIONS | 18 HOURS

**F13SOW2 | OPEN STUDIO | STUDIO LIBRE | ALL LEVELS / TOUS
LES NIVEAUX | INDEPENDENT (B)**

On Friday mornings, we are opening one of its studios especially for our member artists in search of a communal space to work. During this open studio time (no instructor), we invite you to come in and use the studio to work, find some inspiration and a sense of community. Enjoy a relaxing session and meet other passionate artists. All are welcome! (\$18/session or \$80 for 12 sessions.)

Le vendredi matin, nous réservons l'accès à l'un de nos studios à nos membres artistes en quête d'un espace pour travailler. Pendant cette période (sans professeur), nous vous invitons à venir utiliser notre espace pour travailler, trouver l'inspiration et un esprit de communauté. Profitez d'une séance tout en détente et rencontrez d'autres artistes passionnés. Tous sont les bienvenus! (18 \$/séance ou 80 \$ pour 12 séances.)

NO INSTRUCTOR / SANS PROFESSEUR

FEE / COÛT: \$80

FRIDAY / VENDREDI: 9 H 30 – 12 H 30

SEP 20 SEP – DEC 6 DÉC

12 SESSIONS | 36 HOURS

DRAWING | DESSIN

F13SWSI | DRAWING: FACES | ALL LEVELS

Learn to draw the face from close observation of the eyes, ears, nose, mouth in detail. Learn the structure of these distinguishing anatomical features and how to place them accurately within the face. Emphasis will be on the face's power to express the personality through shading. Basic drawing supplies required. Beginner to advanced. (8 live models included).

INSTRUCTOR: ANDREA MOSSOP

FEE: \$230

SATURDAY & SUNDAY: 9 H – 16 H

OCT 19-20

2 SESSIONS | 12 HOURS

PAINTING | PEINTURE

F13SWS2 | PAINTING WITH THE KNIFE | ALL LEVELS

Learn about impasto painting with a knife, integrating drawing media for developing a person and and contemporary vision in paint. Learn to 'build' a textured painting through thick gestural layers. This workshop presents techniques used by contemporary artists such as Riopelle, Lucien Freud, Anselm Kiefer and Hugh Mackenzie. All levels. Acrylic and oil.

INSTRUCTOR: ANDREA MOSSOP

FEE: \$165

SATURDAY & SUNDAY: 9 H – 16 H

SEP 21-22

2 SESSIONS | 12 HOURS

F13SWS3 | PAINTING: LANDSCAPE | ALL LEVELS

Simplify your vision of the landscape, using colour to express light and the shape of the land. Learn how to use various mediums for more fluid handling of paint. Informed by Canadian landscape painters (1900-1950), you will learn from demos methods for on-site work in painted field sketches and for finished studio paintings. Oil (no solvent – only oil mediums) or acrylic. All levels.

INSTRUCTOR: ANDREA MOSSOP

FEE: \$165

SATURDAY & SUNDAY: 9 H – 16 H

NOV 16-17

2 SESSIONS | 12 HOURS

F13SWS4 | PAINTING: CEZANNE | ALL LEVELS

Discover how Cezanne saw the world. You will learn how to paint this vision in intense rich colours and energetically faceted brushstrokes. Known as the 'father of modern art', Cezanne radically altered the way we see and understand the physical world. Cezanne's method was firmly rooted in careful direct observation of nature and yet, his way is a terrific method for loosening your painting technique. All levels. Oil (no solvent) or acrylic.

INSTRUCTOR: ANDREA MOSSOP

FEE: \$165

SATURDAY & SUNDAY: 9 H – 16 H

DEC 7-8

2 SESSIONS | 12 HOURS

F13SWS5 | WATERCOLOUR: NEGATIVE PAINTING TECHNIQUE | ALL LEVELS

Let's add zest, depth and fun to your watercolours! Negative painting is a unique approach of painting around an object to define the shape and create very interesting patterns in the composition. The purposeful use of negative painting can bring a new level of depth to your work. The technique will be taught through various exercises in the first half session and then, students will be encouraged to create their own piece of work using all the techniques learned.

Instructor's website: www.dhanashri.com

INSTRUCTOR: DHANASHRI BAPAT

FEE: \$110

SUNDAY: 9 H – 16 H

OCT 27

1 SESSION | 6 HOURS

SPECIAL INTEREST | SUJETS DIVERS

F13SWS6 | F13SWS7 | OPEN CRITIQUE NIGHT | SOIRÉE DE CRITIQUE OUVERTE (B)

Do you feel like you've been creating your artwork in a vacuum and are uncertain about the progress you are making? Would you like some positive feedback and constructive criticism to improve your work? Open Critique Night is designed as a positive and encouraging feedback session for practicing artists of all mediums and skill levels. Join us for this informal evening where you will be able to connect with a network of support of other artists and take advantage of critical development opportunities provided by the critique facilitators. The objective of the critique is to provide local artists and students with positive feedback, direction and inspiration so they can continue to excel and push their work to the next level.

The two first sessions will be facilitated by Jeff Stellick, Executive Director of the Ottawa School of Art, and by Gail Bourgeois, OSA Diploma Program Advisor.

Bring 3-5 pieces of your work, unframed drawings or paintings, sketchbook, photos, and sculptures – to receive personal critique.

Vous avez l'impression que vous créez en vase clos et ne semblez pas progresser? Aimerez-vous recevoir quelques commentaires positifs et critiques constructives pour vous aider à améliorer votre travail? Cette soirée de critique ouverte est une séance destinée à offrir de la rétroaction positive aux artistes en arts visuels, débutants tout autant qu'avancés. Joignez-vous à nous dans le cadre de cette soirée conviviale où vous serez en mesure de vous rallier à un réseau de soutien tout en profitant des précieuses critiques transmises par nos animateurs professionnels. L'objectif de la critique est de fournir une rétroaction positive, des idées et de l'inspiration aux artistes de la région et aux étudiants afin qu'ils continuent à exceller et à se dépasser.

SEE NEXT PAGE / VOIR PAGE SUIVANTE

Les deux premières séances seront animées par Jeff Stellick, directeur général de l'École d'art d'Ottawa, et par Gail Bourgeois, coordonnatrice du programme de diplôme de l'ÉAO.

Apportez 3 à 5 de vos oeuvres, des dessins ou des peintures encadrés, des croquis, photos et sculptures, afin de recevoir des conseils personnalisés.

F13SWS6

INSTR / PROF. : JEFF STELLICK

MONDAY: 18 H 30 – 21 H 30

FEE / COÛT : \$15

OCT 21 OCT

1 SESS / SÉANCE | 3 HOURS / HEURES

F13SWS7

INSTR / PROF. : GAIL BOURGEOIS

MONDAY: 18 H 30 – 21 H 30

FEE / COÛT : \$15

NOV 18 NOV

1 SESS / SÉANCE | 3 HOURS / HEURES

**F13SWS8 | PORTFOLIO INFORMATION AND REVIEW |
INFORMATION ET ÉVALUATION DE VOTRE PORTE-FOLIO (B)**

Are you thinking about how to assemble an entry-level portfolio? Are you looking for information or for a critique of your work? Your portfolio is an important part of your admission application to any program in the visual arts. Join us for this one-day hands-on information and critique session offered by Gail Bourgeois, OSA Diploma Program Advisor.

Bring 3-5 pieces of your work, unframed drawings or paintings, sketchbook, photos, and sculptures – to receive personal advice on your portfolio (15 minutes maximum per student). Limited seating, register now!

Avez-vous du mal à vous constituer un porte-folio d'entrée pour un programme artistique? Aimerez-vous obtenir de l'information ou recevoir une critique objective de votre travail? Votre porte-folio est un élément clé dans votre processus d'admission à tout programme en arts visuels. Joignez-vous à nous pour cette session d'information et de critique d'une journée offerte par Gail Bourgeois, coordonnatrice du programme de diplôme de l'ÉAO.

Apportez 3 à 5 de vos oeuvres, des dessins ou des peintures non encadrés, des croquis, photos et sculptures, afin de recevoir des conseils personnalisés sur votre porte-folio (15 minutes maximum par étudiant). Les places sont limitées, inscrivez-vous dès maintenant!

INSTR / PROF. : GAIL BOURGEOIS

MONDAY / LUNDI: 10 H – 13 H

FEE / COÛT : \$15

DEC 9 DÉC

1 SESS / SÉANCE | 3 HOURS / HEURES

**F13SWS9 | LAND ART, ECO ART & GUERRILLA GARDENS |
LAND ART, ÉCO ART ET JARDINS CLANDESTINS (B)**

Curious about guerilla gardens and land art? This inspiring visual presentation will cover eco-art projects from around the world and will be followed by a hands-on planting where each participant will make their own living tapestry of germinated seeds on burlap. We'll cover a gamut of poetic, political and environmental art forms that think outside the box, which help re-shape environment through living art. All materials and an English and French publication on the subject are included.

Le land art et les jardins clandestins vous intriguent? Cette inspirante présentation visuelle portera sur des projets d'art environnemental provenant de partout à travers le monde et sera suivie d'un atelier pratique où chaque participant pourra créer sa propre tapisserie vivante à partir de graines germées sur toile de jute. Nous passerons en revue une gamme de formes artistiques, poétiques, politiques et environnementales, qui sortent des sentiers battus et aident à remodeler l'environnement grâce à l'art vivant. Tous les matériaux et une publication en anglais et en français sur le sujet sont inclus.

**INSTR / PROF: EMILY ROSE MICHAUD
SATURDAY / SAMEDI: 16 H 30 – 19 H 30
FEE / COÛT : \$95
NOV 2 NOV
1 SESS / SÉANCE | 3 HOURS / HEURES**

F13SWS10 | ART FOR HEALTH | ART ET SANTÉ (B)

Traditional and alternative medicine is increasingly recognizing the health benefits of engaging in creative activity. This course is designed for those who are seeking a gentle approach to artmaking in a relaxed environment. Mandala making, intuitive painting, Zen drawing and more will be explored. These are contemplative and meditative exercises with an emphasis on the calming aspect of art making rather than the technical. Come to relax and to de stress. (Also offered as a 10 sessions course.)

Les médecines traditionnelle et alternative reconnaissent de plus en plus les bienfaits qu'ont les activités créatives sur la santé. Ce cours s'adresse à ceux qui recherchent à s'initier aux arts dans un environnement agréable et détendu. La création de mandala, la peinture intuitive, le dessin zen seront notamment explorés. Il s'agit d'exercices de méditation orientés sur la fonction relaxante de la création artistique plutôt que des exercices techniques. Venez vous détendre et vous débarrasser de votre stress. (Aussi offert sous la forme d'un cours de 10 séances.)

**INSTR / PROF: SUZANNE VALOIS
SATURDAY & SUNDAY / SAMEDI ET DIMANCHE : 10 H – 16 H 30
FEE / COÛT: \$150
NOV 23-24
2 SESS / COURS | 12 HOURS / HEURES**

F13SWS11 | BOX MAKING: JAPANESE HIDDEN COMPARTMENT BOX | INTRO

Join us to learn how to create this unique hidden compartment box. It is a great exercise in the craft of box making. Learn how to cut book board, create boxes with lids and use decorative papers to cover the boxes. At the end of the class you will take home a beautifully crafted Japanese Hidden Compartment box.

Kits will be available (\$35) at the beginning of the class. Instructor will provide: glue and brushes.

Students must bring: cutting mat, metal ruler (12 inch), utility knife, pencil.

Instructor's blog: www.bookartiste.blogspot.com
Bookbinding video: youtu.be/k8w13ewrOqg

INSTRUCTOR: MARY KRITZ
SATURDAY & SUNDAY: 10 H – 16 H 30
FEE: \$150
SEP 28-29
2 SESSIONS | 12 HOURS



F13SWS12 | EXPLORER'S LEATHER JOURNAL | INTRO

Join us to create this beautiful leather journal. You will learn how to cut leather and line it with decorative papers. You will cut sketch paper to create the text block and learn how to bind the text block to the leather using a tacket binding. Using a piece of leather, you will create a toggle for the journal closure. At the end of this workshop you will take home a unique, fine leather Explorer's journal.

Kits will be available (\$50) at the beginning of the class.

Instructor will provide: awls, glue, brushes, needles and thread.

Students must bring: cutting mat, utility knife, metal ruler and pencil.

Instructor's blog: www.bookartiste.blogspot.com
Bookbinding video: youtu.be/k8w13ewrOqg

INSTRUCTOR: MARY KRITZ
SATURDAY: 10 H – 16 H 30
FEE: \$110
NOV 9
1 SESSION | 6 HOURS

SEE NEXT PAGE / VOIR PAGE SUIVANTE

FI3SWSI3 | HAND DECORATED PAPER | INTRO

Hand decorated paper has a long history in the world of bookbinding. Using a variety of papers, you will learn how to how to hand decorate paper: marbling, paste, encaustic and other techniques. When completed, these papers may be framed, used as gift wrap or covers and fly leaves for hand bound books.

Kits will be available (\$20) at the beginning of the class. Instructor will provide paste, paint, ink, brushes. Students must bring: cutting mat, utility knife or xacto knife, metal ruler and pencil.

Instructor's blog: www.bookartiste.blogspot.com
Bookbinding video: youtu.be/k8w13ewrOqg

INSTRUCTOR: MARY KRITZ
SATURDAY: 13 H – 16 H
FEE: \$80
DEC 7
1 SESSION | 3 HOURS



FI3SWSI4 | JEWELRY MAKING: STONE SETTING I | INTRO

Intrigued by the world of jewelry making and stone setting? In this workshop participants will learn basic techniques in stone setting as well as piercing, sawing, filing, soldering and finishing. You will create a pendant with a pre-made bezel set cabochon and a ring with a dome set stone, using their own designs and applying the learned techniques.

Participants will complete TWO projects from start to finish:

- Silver/Copper Pendant with Bezel set Cabochon
- Silver Ring with a Dome Set Stone

All materials included. All technical and project information provided.
Just bring your lunch and your inspiration!

INSTRUCTOR: SHANNON KENNEDY (CYNOSURE)
FEE: \$230
SATURDAY & SUNDAY: 9 H – 16 H
SEP 14-15
2 SESSIONS | 12 HOURS

F13SWS15 | JEWELRY MAKING: STONE SETTING II | INTRO

Love stones and pearls? In this workshop, you will learn basic and fun techniques of stone setting as well as piercing, sawing, filing, soldering and finishing. You will create a beautiful pair of earrings with a cup and peg set pearls and a pendant with a prong set irregular stone, using their own designs and applying the learned techniques.

Participants will complete TWO projects from start to finish:

- Silver Stud Earrings with Cup and Peg set Pearls
- Silver Pendant with Prong Set Irregular Stone

All materials included. All technical and project information provided.
Just bring your lunch and your inspiration!

INSTRUCTOR: SHANNON KENNEDY (CYNOSURE)

FEE: \$230

SATURDAY & SUNDAY: 9 H – 16 H

OCT 5-6

2 SESSIONS | 12 HOURS

F13SWS16 | JEWELRY MAKING & METALSMITHING I | INTRO

Love jewelry? By learning these basic jewelry methods you will make our own, no experience necessary! The participants will learn basic techniques in piercing, sawing, making your own ear wires, filing, soldering and finishing. Participants will create one textured silver and copper 'spinner' ring and a pair of copper and silver earrings, using their own designs and applying the learned techniques.

Participants will complete TWO projects from start to finish:

- Silver and Copper 'Spinner' Ring
- Silver and Copper Earrings

All materials included. All technical and project information provided.

Just bring your lunch and your inspiration!

INSTRUCTOR: SHANNON KENNEDY (CYNOSURE)

FEE: \$230

SATURDAY & SUNDAY: 9 H – 16 H

NOV 2-3

2 SESSIONS | 12 HOURS



**F13SWS17 | POINT & SHOOT PHOTOGRAPHY |
APPAREIL PHOTO COMPACT | INTRO (B)**

You don't have a high tech camera, but enjoy taking pictures? Learn how to better use your point and shoot camera and create satisfying images following some simple tricks! The workshop will include photography basics, camera settings, lighting, composition, and the manual function. (This workshop can also be useful for still life and landscape painters!) Bring your own digital camera (or iPhone/iPad).

Vous n'avez pas d'équipement très sophistiqué, mais vous aimez prendre des photos? Apprenez à mieux utiliser votre appareil photo compact et à créer des images plus satisfaisantes en suivant quelques trucs simples! L'atelier abordera des notions de base en photographie, sur les paramètres de la caméra, l'éclairage, la composition et la fonction manuelle. (Cet atelier convient aussi aux peintres paysagistes et pour les natures mortes.) Apportez votre appareil photo compact (ou votre téléphone intelligent / tablette).

**INSTR / PROF: VANESSA DEWSON
SATURDAY / SAMEDI: 9 H 30 – 16 H
FEE / COÛT: \$110
OCT 26 OCT
1 SESS / SÉANCE | 6 HOURS / HEURES**





**CHILDREN
& TEEN
COURSES
CAMPS
AND MORE...**

**CAMPS ET
COURS POUR
ENFANTS ET
ADOLESCENTS
ET PLUS...
ARTOTTAWA.CA**



FUEL YOUR CREATIVITY | LIBÈRE TA CRÉATIVITÉ
OTTAWA SCHOOL OF ART | ÉCOLE D'ART D'OTTAWA
TWO GREAT LOCATIONS | DEUX EMPLACEMENTS
DOWNTOWN 613.241.7471 | CENTRE-VILLE 613.241.7471
ORLEANS 613.580.2765 | ORLÉANS 613.580.2765

CHILDREN & TEENS COURSES

GENERAL INFORMATION

CHILDREN'S CLASSES

An introductory to the world of art is offered to the 18 to 36 months children. The ratio for this course is of one adult per child.

Multimedia classes are offered for children aged 4 to 10 years. Throughout the three terms, students produce a wide variety of work in all disciplines: drawing, painting, printmaking, collage, and sculpture, including clay. These classes give students the opportunity to use materials and processes that are not available in the home or school setting. Individual lessons focus on different elements of art: colour, line, form, perspective, composition, etc.

Most courses are organized around a theme. Classes are two hours long and tuition fees include all materials.

CLASSES FOR OLDER CHILDREN AND TEENS

The Ottawa School of Art also offers classes for older children between 10 and 12 years old as well as teens. These classes encourage students to focus their attention and develop patience using a narrower range of techniques while having fun.

COURS POUR ENFANTS ET ADOS

INFORMATION GÉNÉRALE

COURS POUR ENFANTS

Une introduction au monde des arts est offerte aux enfants de 18 à 36 mois. Ce cours requiert un ratio d'un adulte par enfant.

Des cours de techniques mixtes sont offerts aux enfants de 4 à 10 ans. À chaque trimestre, les étudiants créent une grande variété d'oeuvres dans toutes les disciplines: dessin, peinture, gravure, collage et sculpture, incluant l'argile. Ces cours offrent aux étudiants l'opportunité d'utiliser des matériaux et procédés auxquels ils n'ont pas accès à la maison ou à leur école. Chaque leçon met l'emphase sur différents éléments artistiques: couleur, ligne, forme, perspective, composition etc.

La plupart des cours ont une thématique spécifique. Les cours sont d'une durée de deux heures chacun, et les frais de scolarité incluent les matériaux.

COURS POUR LES ENFANTS PLUS ÂGÉS ET LES ADOLESCENTS

L'École d'art d'Ottawa offre des cours pour les enfants plus âgés de 10 à 12 ans ainsi que pour les adolescents. Ces cours encouragent les étudiants à développer leur patience et se concentrer sur une technique artistique plus spécifique tout en ayant du plaisir.

CHILDREN ENFANTS

FI3SC01A | TINY ARTISTS: I SPY WITH MY LITTLE EYE! I | MIXED MEDIA | 18 – 36 MONTHS

This is a class for your tiny and you! This first contact with the visual arts will be fun and interactive as will help eye hand coordination, concentration and develop vocabulary. Your tiny artist will discover a world of colours and textures through painting, collage, sculpture and much more! Sessions are offered in a safe, fun and stimulating environment. (The ratio is one adult per child)

(No classes Thanksgiving weekend, October 12-14.)

INSTRUCTOR: NADINE ARGO

FEE: \$140

SATURDAY: 9 H – 9 H 45

SEP 14 – DEC 7

12 SESSIONS | 9 HOURS

FI3SC01B | THE ARTIST'S EMPORIUM I | L'UNIVERS DE L'ARTISTE I | MIXED MEDIA | TECHNIQUES MIXTES | 4 – 5 YEARS / ANS (B)

Come explore the marvels of art, from mixing colours to building creations; working with clay, paints, pastels, collage, printing and much more. This is a fun course that builds a strong art foundation. The goal of the classes are to give children the chance to freely express themselves and experience personal growth through making art.

(No classes Thanksgiving weekend, October 12-14.)

Découvre les merveilles du monde des arts, du mélange des couleurs jusqu'à la construction des projets en travaillant avec l'argile, la peinture, les pastels, le collage, l'estampe et bien plus ! Il s'agit d'un cours ludique qui permet aux enfants d'acquérir les fondements en arts. L'objectif de des séances est de donner aux enfants la possibilité de s'exprimer librement et de se développer à travers la création artistique.

(Pas de cours le week-end de l'Action de grâce, 12 au 14 octobre.)

INSTR / PROF: NADINE ARGO

FEE / COÛT: \$220

SATURDAY / SAMEDI: 10 H 30 – 12 H 00

SEP 14 SEP – DEC 7 DÉC

12 SESS / SÉANCES | 18 HOURS / HEURES

**F13SC01C | ALL ABOUT ART I: LET'S EXPLORE CANADA |
TOUT SUR L'ART I: EXPLORONS LE CANADA | MIXED MEDIA |
TECHNIQUES MIXTES | 6 – 7 YEARS / ANS**

In this fun and dynamic course we will explore art and be inspired by this great land and our famous Canadian artists. We will learn art techniques such as the colour wheel, shadow and perspective in drawing, painting, sculpture and much more. As we make our way across Canada we will do projects based on different landscapes, cultures, flora and fauna, from the North and the Inuits to Vancouver's rainforest to the Rockies to the Maritimes and Algonquin Park.

(No classes Thanksgiving weekend, October 12-14.)

Dans ce cours ludique et dynamique, nous explorerons l'art et serons inspirés par ce grand pays qu'est le Canada et par ses célèbres artistes canadiens. Nous apprendrons des techniques artistiques telles que la roue des couleurs, les ombres et la perspective dans le dessin, la peinture, la sculpture et bien plus encore. Tout en nous faisant un chemin à travers le Canada, nous développerons des projets liés aux différents paysages, cultures, flore et faune, du Nord et des Inuits à la forêt tropicale de Vancouver aux Rocheuses jusqu'aux Maritimes et au parc Algonquin.

*(Pas de cours le week-end de l'Action de grâce,
12 au 14 octobre.)*

**INSTR / PROF: NADINE ARGO
FEE / COÛT: \$250
SATURDAY / SAMEDI: 13 H – 15 H
SEP 14 SEP – DEC 7 DÉC
12 SESS / SÉANCES |
24 HOURS / HEURES**



**F13SC01D | FEATHERS, FUR, FLOWERS! I |
PELAGES, PLUMES ET PLANTES! I | MIXED MEDIA |
TECHNIQUES MIXTES | 6 – 7 YEARS / ANS (B)**

Roll up your sleeves, unleash your imagination and let yourself be inspired by the wild, wonderful world of nature. Create your very own set of wings, a paper puppet with moving parts, magical creature masks and enchanted backdrops. We will draw our inspiration from prominent nature artists while studying the shapes, colours and patterns of leaves, feathers, fur and flowers.

(No classes Thanksgiving weekend, October 12-14.)

SEE NEXT PAGE / VOIR PAGE SUIVANTE

Retrouve tes manches et viens créer des projets fantastiques inspirés par le merveilleux monde de la nature! Conçois ta propre paire d'ailes pour imiter les oiseaux, crée une marionnette articulée à l'image de ton animal favori, des masques enchantés et bien plus encore! Nous tirerons notre inspiration d'artistes naturalistes célèbres tout en étudiant les formes, couleurs et motifs des feuilles, plumes, pelages et fleurs.

(Pas de cours le week-end de l'Action de grâce, 12 au 14 octobre.)

INSTR / PROF: EMILY ROSE MICHAUD
FEE / COÛT: \$250
SUNDAY / DIMANCHE: 10 H – 12 H
SEP 15 SEP – DEC 8 DÉC
12 SESS / COURS | 24 HOURS / HEURES

FI3SC01E | THE MEDIUM IS THE MESSAGE!: PART I | MIXED MEDIA | 8 – 9 YEARS

Hone your skills while finding the artist through drawing, painting, sculpture, and mixing media! Students will be encouraged to develop their personal creativity while experimenting with different mediums and techniques in this fun and interactive course.

(No classes Thanksgiving weekend, October 12-14.)

INSTRUCTOR: LINDSAY WATSON
FEE: \$250
SATURDAY: 10 H – 12 H
SEP 14 – DEC 7
12 SESSIONS | 24 HOURS



FI3SC01F | ARTISTS AND THEIR ANIMAL FRIENDS I: GREEK MYTHOLOGY | LES ARTISTES ET LEURS ANIMAUX DE COMPAGNIE I: MYTHOLOGIE GRECQUE | MIXED MEDIA | TECHNIQUES MIXTES | 8 – 9 YEARS / ANS (B)

The Greek mythology has long been the inspiration to artists throughout the ages. Explore a brought diversity of mixed media projects (drawing, clay, printmaking, bricolage) while learning more about Greek mythology and artists who were inspired by them. Some of the most fascinating creatures such as Pegasus, griffins, hydras and other mythological animals will be included.

(No classes Thanksgiving weekend, October 12-14.)

SEE NEXT PAGE / VOIR PAGE SUIVANTE

La mythologie grecque a longtemps été une importante source d'inspiration pour les artistes de diverses époques. Ce cours te permettra de créer différents projets en faisant appel à des matériaux mixtes (dessin, argile, gravure, collage), tout en explorant la mythologie grecque et les artistes qui s'en sont inspirés au fil des siècles. Des créatures toutes plus fascinantes les unes que les autres telles que Pégase, les griffons, les hydres et autres animaux mythologiques seront abordées.

(Pas de cours le week-end de l'Action de grâce, 12 au 14 octobre.)

INSTR / PROF: VALERIE RYAN
FEE / COÛT: \$250
SUNDAY / DIMANCHE: 13 H – 15 H
SEP 15 SEP – DEC 8 DÉC
12 SESS / COURS | 24 HOURS / HEURES



F13SC02A | FAMOUS PAINTERS I | 9 – 12 YEARS

For beginners to advanced painters, all will benefit from this fun class. Learn about famous painters like Group of Seven and their tips and tricks to painting. Explore many styles of art by using acrylic paints! Create your own masterpieces each class. All skill levels welcome.

(No classes Thanksgiving weekend, October 12-14.)

INSTRUCTOR: LINDY NADARAJAH
FEE: \$250
TUESDAY: 18 H 30 – 20 H 30
SEP 17 – DEC 3
12 SESSIONS | 24 HOURS

F13SC02B | DRAWING EXPLORATION I | 9 – 12 YEARS

This fun course is designed for children to see and draw like an artist. Learn how to draw anything from architecture to self-portraits, understand how to see objects and draw them to your paper. This is a great introductory course to the Teen Portfolio Development course. All skill levels are welcome.

(No classes Thanksgiving weekend, October 12-14.)

INSTRUCTOR: LINDY NADARAJAH
FEE: \$250
WEDNESDAY: 18 H 30 – 20 H 30
SEP 18 – DEC 4
12 SESSIONS | 24 HOURS



**FI3SC02C | DRAWING 101: PART I | DESSIN 101: PARTIE I |
9 – 12 YEARS / ANS (B)**

The course will foster a creative and encouraging environment to allow each participant to understand the basics of perception, to develop various techniques for expression and to deepen their art of seeing. It is designed to access basic drawing skills, while emphasizing creative confidence, innovation and expression.

(No classes Thanksgiving weekend, October 12-14.)

Ce cours proposera un environnement créatif et encourageant qui permettra à chaque participant de comprendre les bases de la perception, de se familiariser par rapport à diverses techniques d'expression et de développer leur regard artistique. Le cours vise à faire acquérir des compétences de base en dessin, tout en renforçant la confiance des jeunes en leur potentiel créatif, d'innovation et d'expression.

*(Pas de cours le week-end de l'Action de grâce,
12 au 14 octobre.)*

**INSTR / PROF: EMILY ROSE
MICHAUD
FEE / COÛT: \$250
SATURDAY / SAMEDI: 10 H – 12 H
SEP 14 SEP – DEC 7 DÉC
12 SESS / COURS |
24 HOURS / HEURES**



FI3SC06A | ART IT OUT!: PART I | MIXED MEDIA | 10 – 11 YEARS

Learn to express yourself creatively through form, colour, and content while delving into the fundamentals of drawing, painting and sculpture. Developing both artistic skills and ideas will be encouraged.

(No classes Thanksgiving weekend, October 12-14.)

**INSTRUCTOR: LINDSAY WATSON
FEE: \$275
SATURDAY: 13 H – 15 H 30
SEP 14 – DEC 7
12 SESSIONS | 30 HOURS**

**FI3SC06B | THE ADVENTURES OF EMILY CARR I |
LES AVENTURES D'EMILY CARR I | DRAWING AND PAINTING |
DESSIN ET PEINTURE | 10 – 11 YEARS / ANS (B)**

Explore the beauty of the natural world through pencil sketching, journaling, watercolour and acrylic. This course is inspired by the prolific career of Emily

Carr, artist and writer influenced by the indigenous peoples of Pacific Northwest Canada. Learn the basics of sketching, colour mixing, composition, form, tree identification and more. Learn about Haida Gwaii's culture and animals found in carvings, crests, buttons, blankets, totem poles and silver.

(No classes Thanksgiving weekend, October 12-14.)

Découvre la beauté de la nature grâce à tes esquisses, la tenue d'un cahier de croquis, l'aquarelle et l'acrylique. Ce cours s'inspire de la prolifique carrière d'Emily Carr, artiste et écrivaine qui fut influencée par les peuples indigènes de la côte pacifique du Canada. Tu apprendras les bases de l'esquisse, le mélange des couleurs, la composition, la forme, l'identification des arbres et plus encore. Tu en apprendras aussi sur la culture des Haïdas et sur les animaux représentés dans les sculptures, cimiers, boutons, couvertures, mâts totémiques et dans l'argenterie.

(Pas de cours le week-end de l'Action de grâce, 12 au 14 octobre.)

INSTR / PROF: EMILY ROSE MICHAUD
FEE / COÛT: \$275
SUNDAY / DIMANCHE: 13 H – 15 H 30
SEP 15 SEP – DEC 8 DÉC
12 SESS / COURS | 30 HOURS / HEURES

TEENS ADOS

FI3ST06A | TEEN PORTFOLIO DEVELOPMENT I | 12 – 14 YEARS

This course will focus on developing students' observational skills while focusing on tone, form, proportion, likeness, depth, composition and texture. Special attention will be given to portraiture, life drawing and still life. Students will work from the model in preparation for the Canterbury visual arts interview. Through a variety of painting, drawing, mixed media and sculpture projects, students will refine their skills and develop a substantial body of work. This course will cover all of the requirements for the Canterbury visual arts portfolio. Also available to teens wanting to attend De la Salle or pursuing their own interest in art. (Tuition includes one live model.)

(No classes Thanksgiving weekend, October 12-14.)

INSTRUCTOR: NATHALIE GRICE
FEE: \$280
SUNDAY: 13 H – 16 H
SEP 15 – DEC 8
12 SESSIONS | 36 HOURS

**FI3ST06B | THE ART OF SEWING I | L'ART DE LA COUTURE I |
12 – 16 YEARS / ANS (B)**

This course will introduce the students to the world of sewing by showing various techniques of construction seams and finishing seams. The students will also learn how to sew in a controlled manner and then how to read a commercial pattern. In this class the students will construct a lovely skirt, which will also develop their sense of creativity and artistic flair all the while applying some of the basic techniques of sewing. The goal of this class is to initiate the students to the sewing trade and develop their feeling of accomplishment and fulfillment as well as cultivating their artistic talent and sewing skills. This basic course could be followed by an intermediate course.

(No classes Thanksgiving weekend, October 12-14.)

Ce cours vise à introduire les étudiants au monde de la couture en les initiant à différentes techniques de couture de construction et de finition. Les étudiants apprendront également à coudre d'une manière contrôlée et à lire un patron commercial. Les étudiants produiront une magnifique jupe, qui leur permettra de développer leur créativité tout en appliquant certaines des techniques de base de la couture. L'objectif de ce cours est d'initier les étudiants à l'art de la couture et de développer leur sentiment d'accomplissement et tout en renforçant leur talent artistique et leurs compétences en couture. Ce cours de base sera suivi d'un cours de niveau intermédiaire.

(Pas de cours le week-end de l'Action de grâce, 12 au 14 octobre.)

INSTR / PROF: ALINE FOURNIER-CHALMERS
FEE / COÛT: \$275
THURSDAY / JEUDI: 19 H – 21 H 30
SEP 19 SEP – DEC 5 DÉC
12 SESSIONS | 36 HOURS

**FI3ST06C | STREET ART 101: PROJECTS FOR PUBLIC SPACES I |
ART URBAIN 101: PROJETS POUR ESPACES PUBLICS I | MIXED
MEDIA | TECHNIQUES MIXTES | 12 – 16 YEARS / ANS (B)**

This course will introduce the street art basics to burgeoning young artists. How can classroom creations fit into public space and transform everyday environment? Walking tours around the Orleans campus will inspire students to think about urban space differently. We will begin with drawing and sculpture, then move on to stencil graffiti, sticker art, wheatpasting and street poster art, video art intervention, guerilla gardens, mosaic tiling, murals, street installations, woodblocking and yarn bombing. How to commission for public art projects; how store owners and street artists can build a community; which are the parameters to follow as a professional street artist? All of those questions and much more will also be discussed in this lively course.

(No classes Thanksgiving weekend, October 12-14.)

Ce cours vise à initier les jeunes artistes aux principes de base de l'art urbain. Comment des œuvres créées en studio peuvent-elles s'insérer dans l'espace public et transformer l'environnement de tous les jours? Des promenades guidées à pied autour du campus d'Orléans inspireront les étudiants et les pousseront à percevoir à l'espace urbain autrement. Nous commencerons par le dessin et la sculpture, pour ensuite explorer graffiti au pochoir, art autocollant, affiche de rue, intervention vidéo, jardins clandestins, mosaïques, peintures murales, installations de rue et tricot urbain. Comment accéder aux contrats pour les projets d'art public; comment les propriétaires de magasins et les artistes de rue peuvent-ils contribuer à créer un esprit de communauté; quels sont les paramètres à suivre en tant qu'artiste de rue professionnel? Toutes ces questions et bien d'autres seront également abordées dans le cadre de ce cours dynamique.

(Pas de cours le week-end de l'Action de grâce, 12 au 14 octobre.)

INSTR / PROF: EMILY ROSE MICHAUD
FEE / COÛT: \$275
SATURDAY / SAMEDI: 13 H – 16 H
SEP 14 SEP – DEC 7 DÉC
12 SESS / COURS | 36 HOURS / HEURES

**FI3ST06D | DRAWING & CARTOONING | DESSIN ET BANDE
DESSINÉE | 12 – 16 YEARS / ANS (B)**

The goal of this course is to help students develop their observational drawings skills (drawing from what they see) and integrate them into their cartooning and manga drawings. Throughout the first few weeks, students will be introduced to concepts ranging from body and facial proportions, perspective and spatial depth, basic colour theory, capturing movement, as well as different drawing techniques. In the later half of the course they will process ideas in projects that explore cartoon/manga character creation, story development, 3-D modelling, and introducing basic animation (flipbooks).

(No classes Thanksgiving weekend, October 12-14.)

SEE NEXT PAGE / VOIR PAGE SUIVANTE

Le but de ce cours est d'aider les étudiants à développer leurs habiletés en dessin d'observation (dessin exécuté d'après ce qu'ils voient), puis d'intégrer ces acquis dans leurs bandes dessinées ou dessins de mangas. Au cours des premières semaines, les étudiants seront initiés à divers concepts; proportions du corps et du visage, perspective, profondeur spatiale, théorie des couleurs de base, notions de mouvement, ainsi que les différentes techniques de dessin. Dans la deuxième moitié du cours, ils travailleront leurs idées dans le cadre de projets liés à la création de personnages de dessins animés/mangas, au développement de leur histoire, à la modélisation 3-D, et à l'introduction à de l'animation de base (flip books).

(Pas de cours le week-end de l'Action de grâce, 12 au 14 octobre.)

INSTR / PROF: PATRICE STANLEY
FEE / COÛT: \$240
MONDAY / LUNDI: 18 H 30 – 20 H 30
SEP 16 SEP – DEC 9 DÉC
11 SESS / SÉANCES | 27.5 HOURS / HEURES

FI3ST01 | ART FOUNDATION I | 15 – 18 YEARS

Whether you are interested in pursuing architecture, fashion, animation or fine arts you will need to be able to draw. Your school art teacher does not have time to teach you everything. This course is designed for the serious art student to complement your school art program. It will help you to create convincing form, accurate proportion and pleasing compositions using observational techniques while working from still lifes and the human figure. We will also produce some work that demonstrates your creativity. (Tuition includes 3 draped models.)

(No classes Thanksgiving weekend, October 12-14.)

INSTRUCTOR: NATHALIE GRICE
FEE: \$295
THURSDAY: 18 H – 21 H
SEP 19 – DEC 5
12 SESSIONS | 36 HOURS

Note: all courses and prices are subject to change without notice.

Note: Cours et prix modifiables sans préavis.

“Painting begins where language fails.”

Gao Xingjian, Ink Artist

*« La peinture vient de l’endroit où les
mots ne peuvent plus s’exprimer ».*

Gao Xingjian, artiste-peintre



DON'T MISS THE OSA ORLEANS GALLERY!

The OSA Orleans Gallery is located on the Centrum level of the Shenkman Arts Centre. It is dedicated to providing the community with a wide variety of art forms from local, national and international artists.

See our web site for the Gallery calendar: www.artottawa.ca

VISITEZ LA GALERIE DE L'ÉAO À ORLÉANS!

La galerie de l'ÉAO d'Orléans est située au niveau de la rue Centrum au Centre des arts Shenkman. Elle offre à voir des expositions d'artistes d'envergure régionale, nationale et internationale, et présente une grande variété de techniques et de styles artistiques.

Consultez notre site web pour accéder au calendrier de la galerie : www.artottawa.ca

